



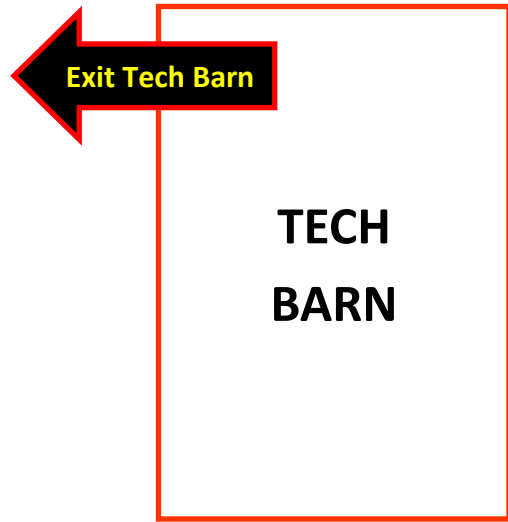
SPRINT OVERFLOW PARKING FACING TO THE EAST PIT PARKING

PIT FLOW DIRECTION

FACING TO THE SOUTH PIT PARKING

**GOOD THINGS TO KNOW ABOUT CMS!**


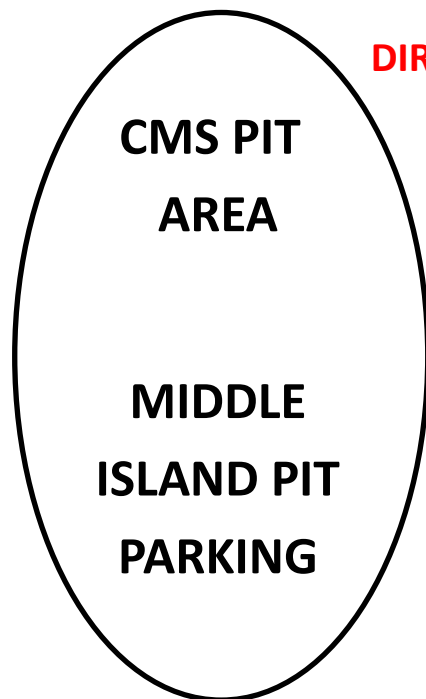
- "I DIDN'T KNOW" IS NOT AN EXCUSE! GENERAL RULES AT [www.centralmissourispeedway.net](http://www.centralmissourispeedway.net)
- OUR SHOW MOVES FAST, STAY ALERT
- SPRINTS WILL TAKE ONE EXTRA LAP AROUND THE TRACK AFTER CHECKERED FLAG FLIES, XIT TURN TWO TOWARDS TECH BARN AND FOLLOW DIRECTIONS OF THE OFFICIALS BACK TO YOUR DESIGNATED PIT AREA
- LEADER MUST GET ON THE THROTTLE AND PICK UP SPEED IN TURN 3, NO EXCEPTIONS!
- WE DO NOT MAKE JUDGEMENT CALLS, YOU STOP ON TRACK YOU ARE INVOLVED
- LINEUPS AT [WWW.MYRACEPASS.COM](http://WWW.MYRACEPASS.COM)



BACK SIDE PARKING  
PRIMITIVE CAMPING

WEIGHT SCALES

ASSIGNED SPRINT CAR PIT PARKING FACING TO THE NORTH PIT PARKING



PILL DRAW & REGISTRATION  
SMALL PIT GRANDSTAND

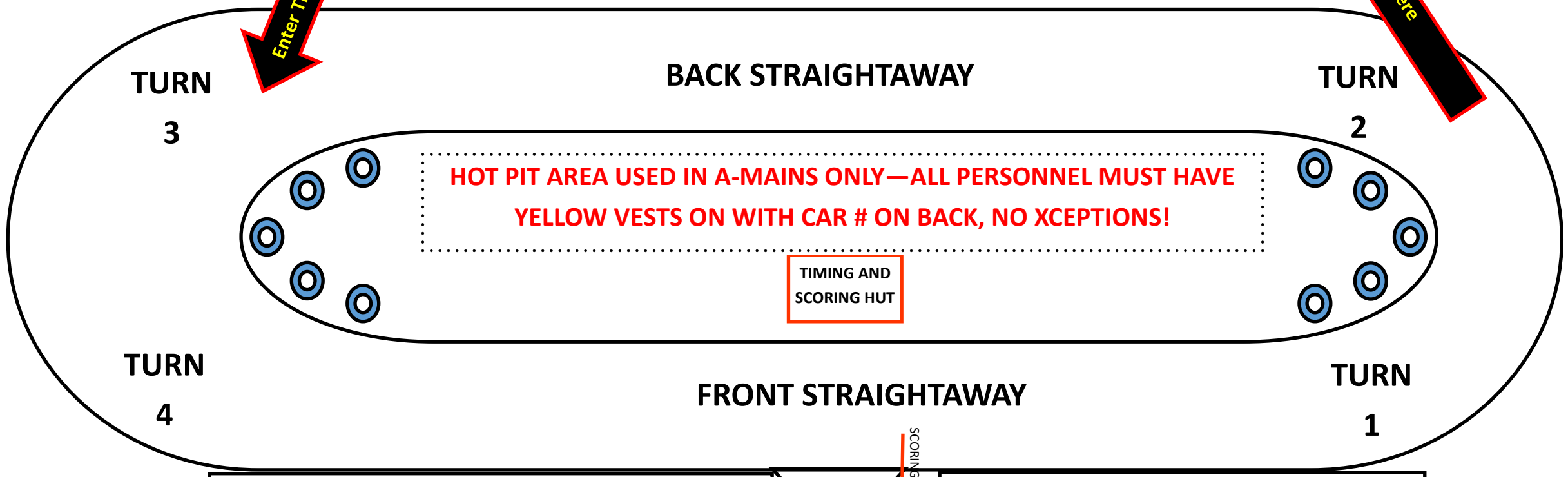
CONCESSIONS HUT FOR PITS AND STANDS

OBTAIN PIT PASS



BACK STRAIGHTAWAY GRANDSTANDS

COUNTY ROAD V FROM HIGHWAY 13



HOT PIT AREA USED IN A-MAINS ONLY—ALL PERSONNEL MUST HAVE YELLOW VESTS ON WITH CAR # ON BACK, NO XCEPTIONS!

TIMING AND SCORING HUT

FRONT STRAIGHTAWAY GRANDSTANDS

FLAG MAN

FRONT STRAIGHTAWAY GRANDSTANDS

PLENTY OF FRONT SIDE PARKING OFF HIGHWAY 13

SCORING LOOP